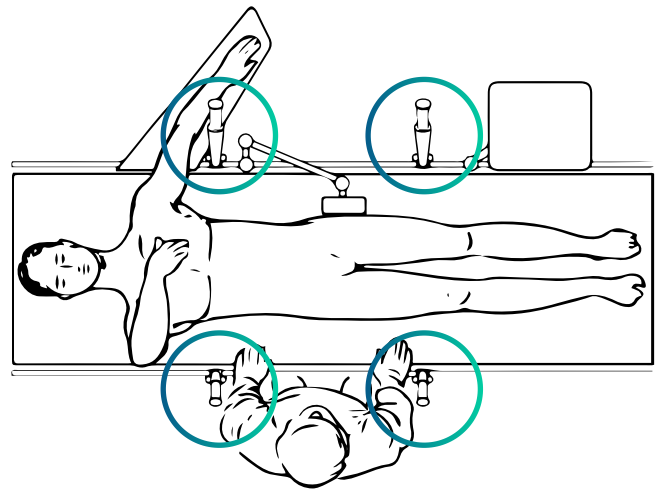


# Generic 2 Grippers

## Installation:

- 1 - 2 long fixation posts on the other side (hand above the knee - nipple line)
- 2 - 2 small fixation posts on the surgical side
- 3 - 1 or 2 Grippers can already be connected after draping on the 2 long posts.



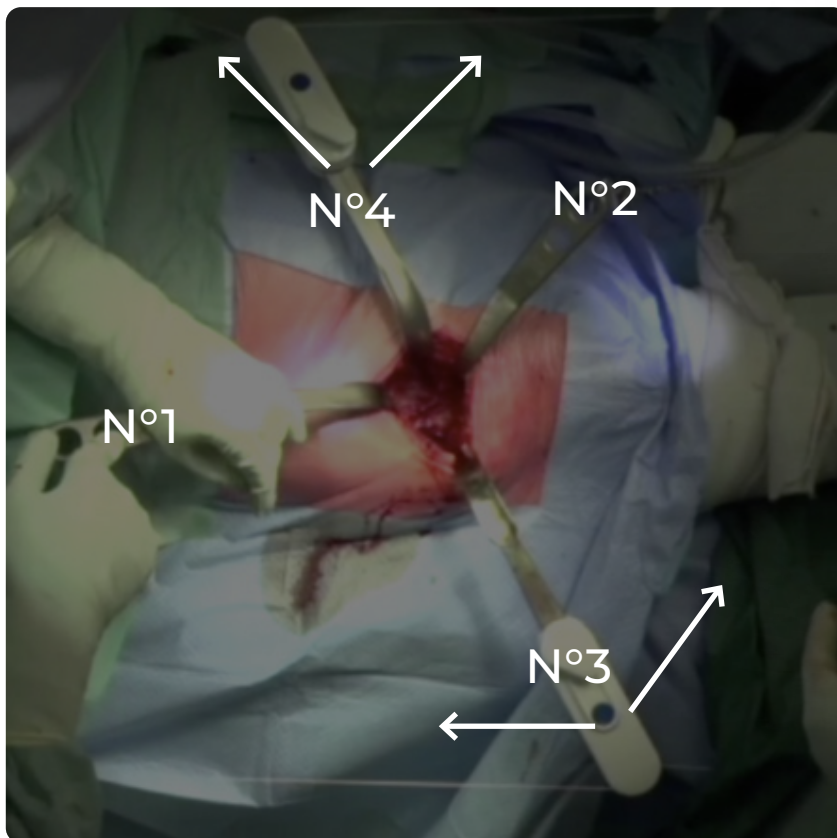
## Approach:

**Superior:** number 1 ME retractor hold by assistant

**Inferior:** number 2 ME retractor + Chain to controlat. leg

**Lateral:** number 3 ME retractor + Gripper (2 short posts)

**Anterior:** number 4 ME retractor + Gripper (2 long posts)

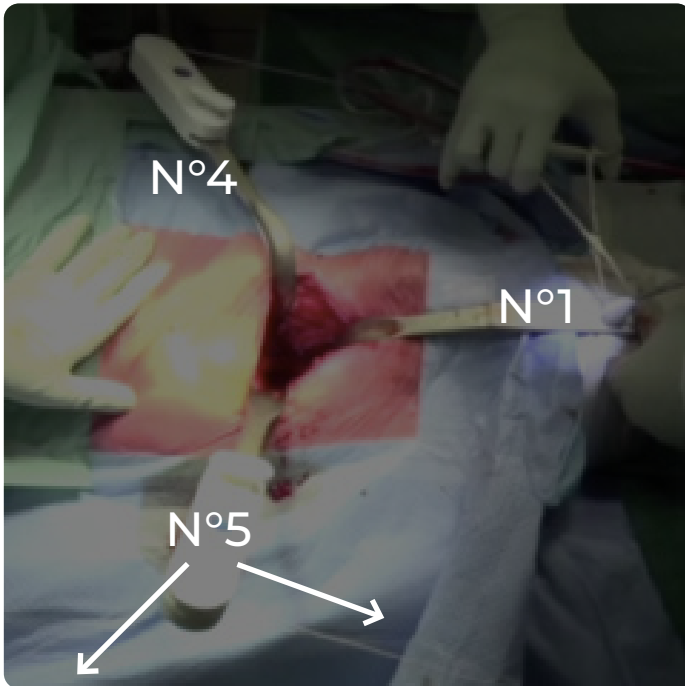


## Acetabular exposure:

**Anterior:** number 4 ME retractor connected to Gripper stays in the same place

**Posterior:** number 5 ME retractor connected to Gripper (2 short posts)

**Inferior:** number 1 ME retractor connected to bandage with 2 Kocher



## Femoral exposure:

**Femoral elevator:** number 5 ME retractor connected to the Gripper (1 short - 1 long)

**Medial retractor:** number 3 or 1 ME retractor connected to the Gripper (2 long post)

**Lateral retractor:** optional Langenbeck or number 1

